



CALCETERRA

WHAT IS **CALCETERRA?**

A staple in homes from decades ago, Calceterra walls are the more sustainable, breathable, and visually appealing alternative to regular wall textures.

Calceterra textures are made from limestone that has been crushed and modified to create a lime putty. The resulting putty is then aged, thinned with water, and finally coloured with natural pigments.

The calcite crystals present in Calceterra textures result in a unique aesthetic that simultaneously combines traditional as well as modern trends. Walls treated with lime create depth and lend luminosity to regularly flat walls.

Although off-white in its base form, these textures are available in a wide range of grey, brown, and monotone colour palettes. The expertly trained professionals at Colour Coats create stunning colours via natural and alkaline resistant pigments, that are derived directly from the earth.



Why choose **CALCETERRA?**

Apart from being visually appealing, there is a wide range of reasons for which Calceterra wall textures are preferred

- Calceterra is ecologically beneficial

Free from toxic building matter, Calceterra is one of the greenest wall texture alternatives. Not only does it allow your walls to breathe, but free lime also absorbs carbon dioxide, hence contributing to a more sustainable building future.



- Calceterra textures are beautiful

With a uniquely textured and natural look, Calceterra wall textures enhance and highlight the aesthetic quality of your space. The perfect blend of traditional and contemporary, lime mixes contains a gracious quality that emits a class and homeliness of its own.

What are **CALCETERRA** **TEXTURES?**



- Calceterra wall textures allow walls to breathe

One of the main reasons for the rising popularity of Calceterra textures is their highly breathable and permeable qualities. When applied to walls, these textures allow the walls to breathe – reducing the risk of material damage and moisture trapping.

- Are more durable

When applied expertly and carefully, Calceterra textures are highly durable and can stand the test of time. Once set, Calceterra textures are extremely hard to the touch, and can remain unaffected by all-natural elements, including water


CALCETERRA TEXTURES




CC 005




CC 018




CC 017




CC 021



CC 022



CC 020



CC 019



CC 007



CC 011



CC 010



CC 013



CC 016

A close-up photograph of a grey, textured surface, possibly a metal or plastic component. The surface is covered in fine, parallel scratches and small, irregular pits or imperfections. A white rectangular label is positioned in the bottom right corner of the image.

CC 014

A close-up photograph of a smooth, light grey surface. There are some faint, darker greyish-blue spots or discolorations scattered across the surface, particularly towards the right side. A white rectangular label is positioned in the bottom right corner of the image.

CC 012




CC 013



CC 016



CC 018




CC 015

CC 00008

CC 002



CC 001



CC 004



CC 006



CC 013

A close-up photograph of a brown, fibrous textured surface, possibly a type of paper or fabric. The texture is uneven and granular. A white rectangular label is positioned in the bottom right corner.

CC 005

A close-up photograph of a green, textured surface with a distinct grid-like pattern. The texture consists of raised horizontal and vertical lines forming a series of small squares. A white rectangular label is positioned in the bottom right corner.

CC 008

A close-up photograph of a textured surface, possibly a wall or ceiling, featuring a series of vertical ridges or grooves. The texture is uneven and granular. A semi-transparent white rectangular box is positioned in the bottom right corner.


CC 003

A close-up photograph of a textured surface, similar to the one above but without the vertical ridges. The texture is granular and uneven. A semi-transparent white rectangular box is positioned in the bottom right corner.

CC 002



CC 004



CC 001



Experience Centre

1125, Hubtown Solaris, Prof NS Phadke
Marg, Opp Rajashree Sahu Marg, Vijay Nagar,
Andheri East, Mumbai 400069

Contact

Mumbai, Bangalore, and Pune +91 89281 70110
Pan India +91 88792 27548

 colourcoatsofficial

 ColourcoatsOfficial

 colour_coats

 www.colourcoats.com

 colourcoats